



# UTILITY FAN SETS

**Backward and Forward Curve Models**



**SIZES:** 12" - 36" Wheel Diameter


**CLASS:** I, II

**PERFORMANCE:** 1,500 to 30,000 cfm and up to 8" SP.

**APPLICATION:** Commercial HVAC and light industrial

**ARRANGEMENT:** T0

**DESIGN:** Standard motor and belt weather cover with sloped surface for better protection from the elements. These packaged fan sets are an economical choice for a variety of air handling applications. Forward Curve models are also available.



[sales@sheldonsengineering.com](mailto:sales@sheldonsengineering.com)  
1-800-265-3572

**1100 SERIES**

 **Sheldons Engineering Inc.**  
*Leaders in Fan Technology*

Brochure # 1100B-03-05